

28 Series Custodial Lock

Locks

Spring-loaded and strong. The 28 Series custodial lock provides tamper-resistant lock up. A slot in the housing requires a special key to operate the lock. Rotating the key 90 degrees locks or unlocks the sash. One end of the key is removable in both the locked and unlocked positions; the other end—only in the locked position allows the key to act as a handle when operating the vent.



AVAILABLE COLORS



Black




Aluminum




Chestnut
Bronze



Silver
Grey




Satin
Nickel



Bright
White



Bright
White



32 White



White



PRODUCT HIGHLIGHTS

- Spring-loaded lock design provides tamper-resistant lock-up of ventilator
- Custodial locks unlock by turning counter-clockwise. Special clockwise turning models are also available upon request
- Rear mounted models have concealed screws, while front-mounted models have in-line elongated holes for mounting
- Up to 300 lbs. of forced entry resistance per locking point is achievable with this product